



## Accommodation sheet

### General information

Accommodation name	Boston Hotels
Typology	Hotel
Address	Via Guelfa 68
City	Florence FI
Contacts	Tel. +39 055 496747 <a href="mailto:info@hotelbostonfirenze.it">info@hotelbostonfirenze.it</a>
Website	<a href="https://www.hotelbostonfirenze.it/en">https://www.hotelbostonfirenze.it/en</a>
WCAG 2.1 compliant accessible website	NO
Online bookings	YES
Short description	Centrally located, 500 metres from Santa Maria Novella Train Station and the Duomo, Hotel Boston offers modern, minimalist rooms with distinctive Florentine beamed ceilings and works of art

TESTED AND REVIEWED BY: [Handy Superabile Social Promotion Association](#) in 2024

**Please note** The following information refers to the date of verification shown at the bottom of each sheet. The Association is not responsible for any significant changes made by the property after the visit.





---

## Summary

Accommodation sheet .....	1
General information .....	1
Arrival at the property.....	3
How to reach the property.....	3
Pathway from the private/public car park to the entrance .....	3
Entrance to the structure.....	4
Hall - Reception .....	5
Rooms/apartments .....	6
Rooms/apartments adapted for guests with reduced mobility.....	6
Toilet facilities in the guest room for guests with reduced mobility.....	7
Bar/restaurant .....	9
Medical practices/healthcare facilities.....	11





## Arrival at the property

### How to reach the property



By car	<p>Via Guelfa can be reached by car for hotel guests. After your arrival, the hotel staff can park your car in affiliated garages. The cost for daily parking at these car parks includes the pick-up and delivery service. Approx. 20 minutes for the return of the car from the time of the request.</p> <p>Via Guelfa can be reached by car for hotel guests. After your arrival, the hotel staff can park your car in affiliated garages. The cost for daily parking at these car parks includes the pick-up and delivery service. Approx. 20 minutes for the return of the car from the time of the request.</p> <p>From the Firenze Nord (A1) / Firenze Ovest (A11) tollbooth</p>
By train	
Nearest station	Florence – Santa Maria Novella station 500 m away
Assistance service for people with disabilities	YES

### Pathway from the private/public car park to the entrance

Presence of private parking	NO
Public parking nearby	YES, the hotel has an agreement with the Garage Palacongressi
Type of flooring in the public car park	asphalt






Presence of parking space reserved for people with disabilities in the public parking lot	NO
Describe the route from the car park to the entrance and any critical issues	There is a luggage unloading area in front of the hotel.
	

### Entrance to the structure

There is an accessible entrance	YES main entrance
How to access the structure	<input checked="" type="checkbox"/> via n. 1 steps can be overcome with the help of staff
Type of entrance door	flowing
Useful width of door/entrance gate	Of 90 cm
There are indicators and tactile maps	NO





**Hall - Reception**

How to reach it from the entrance	flat
Reception desk height	70 cm
Presence of multilingual staff	Choose an item.
Type of information material	<input type="checkbox"/> YES with maps/tactile signals <input checked="" type="checkbox"/> YES with brochure
Initial assistance is provided for visitors with disabilities	<input checked="" type="checkbox"/> YES with orientation tour of the structure <input type="checkbox"/> YES with room accompaniment <input checked="" type="checkbox"/> YES with porter service
The following aids are provided for visitors with disabilities	<input type="checkbox"/> manual wheelchair <input type="checkbox"/> Crutches <input type="checkbox"/> Comfortable shower chair
The staff followed a training course on welcoming people with different disabilities	NO







## Rooms/apartments

### Rooms/apartments adapted for guests with reduced mobility

<p>Number and type of rooms/apartments equipped/usable by people with reduced mobility</p>	<p><input checked="" type="checkbox"/> Single rooms No. 2</p>
<p>Room access</p>	<p><input checked="" type="checkbox"/> flat</p>
<p>Type of entrance door</p>	<p>with lever handle</p>







Usable width of entrance door	79 cm
Bed type and height	single beds 55 cm high
Free spaces on the sides of the bed	left Choose an item. right Above 90 cm frontal 80 cm
Cabinet Type	missing
Free space under the desk	73 cm
In-room options are available	<input checked="" type="checkbox"/> safe <input checked="" type="checkbox"/> minibar <input type="checkbox"/> Water Kettle <input type="checkbox"/> Iron
	

### Toilet facilities in the guest room for guests with reduced mobility

Access to the premises	flat
Usable width of the entrance door	80 cm
Type of door	with inwardly opening door
Toilet height	49 cm
Toilet seat with open front tooth	NO
Support handles	Missing





Flexible shower on the side of the toilet	NO
Free space on the sides of the toilet	left Choose an item. right 85 cm frontal 73 cm
Electric doorbell/telephone on the side of the toilet	YES
Washbasin with space underneath for wheelchair approach	80 cm
Height from the ground lower edge mirror	128 cm
	
Accessible shower available for guests with reduced mobility	YES flush with the floor
Type of shower	open type
Shower chair	missing
Support handle	NO
Presence of shower head or sliding rails	with flexible hand shower height 103 cm
Electric doorbell/telephone on the side of the shower	Not detected





## Bar/restaurant


Type of venue	Breakfast room
Access to the premises	<input checked="" type="checkbox"/> flat
Useful width of door/entrance gate	Above 90 cm
Bar counter height	111 cm
Height of the buffet counter	90 cm
Types of tables	with central support
Space under floor tables	73 cm
Availability of high chairs for babies	NO
Availability of foods for celiacs	<input checked="" type="checkbox"/> pre-packaged foods
There are coffee and milk dispensers	NO table service is available
there are toilets that can be used by guests with reduced mobility (see internal routes and common services)	NO



Project promoted by



**Regione Toscana**



The restaurant has an outdoor veranda / dehors



YES with 1 steps 6 cm high on the outside



Project carried out with the contribution of the



**Presidenza del  
Consiglio dei Ministri**  
Ministro per la disabilità



## Medical practices/healthcare facilities

<p>Hospitals near the property</p>	<p>Careggi Hospital, Largo Brambilla 3 Florence, Tel +39 055 794111</p> <p>Ospedale S. Maria Nuova, Piazza S. Maria Nuova 1, Florence, Tel +39 055 69381</p> <p>Piero Palagi Hospital, Via Michelangelo 41, Florence, Tel +39 055 6937249</p> <p>San Giovanni di Dio Hospital, Via Torregalli 1, Florence, Tel +39 055 693211</p> <p>Meyer Children's Hospital, Via Pieraccini 24, Florence, Tel +39 055 56621</p>
<p>Any dialysis facilities</p>	<p>San Giovanni di Dio Hospital, Via Torregalli 1, Florence Dr. Alberto Rosati Tel +39 055 6932238 - <a href="mailto:alberto.rosati@uslcentro.toscana.it">alberto.rosati@uslcentro.toscana.it</a></p> <p>S. Maria Nuova Hospital, Piazza S. Maria Nuova 1, Florence SOS Nephrology and Dialysis Dr. Raffaella Siervo Tel +39 055 6938610 <a href="mailto:nefrologiasmn@uslcentro.toscana.it">nefrologiasmn@uslcentro.toscana.it</a></p>
<p>Other healthcare facilities</p>	<p>Usl Toscana Centro, Via Chiusi, Florence, Tel +39 055 6935406</p> <p>Usl Toscana Centro Via D'Annunzio 29, Florence, Tel +39 055 6934901</p> <p>Usl Toscana Centro, territorial garrison, Via Fanfani 17, Florence, Tel +39 055 6939350</p>



Project promoted by



**Regione Toscana**

---

Project carried out with the contribution of the



**Presidenza del  
Consiglio dei Ministri**  
Ministro per la disabilità